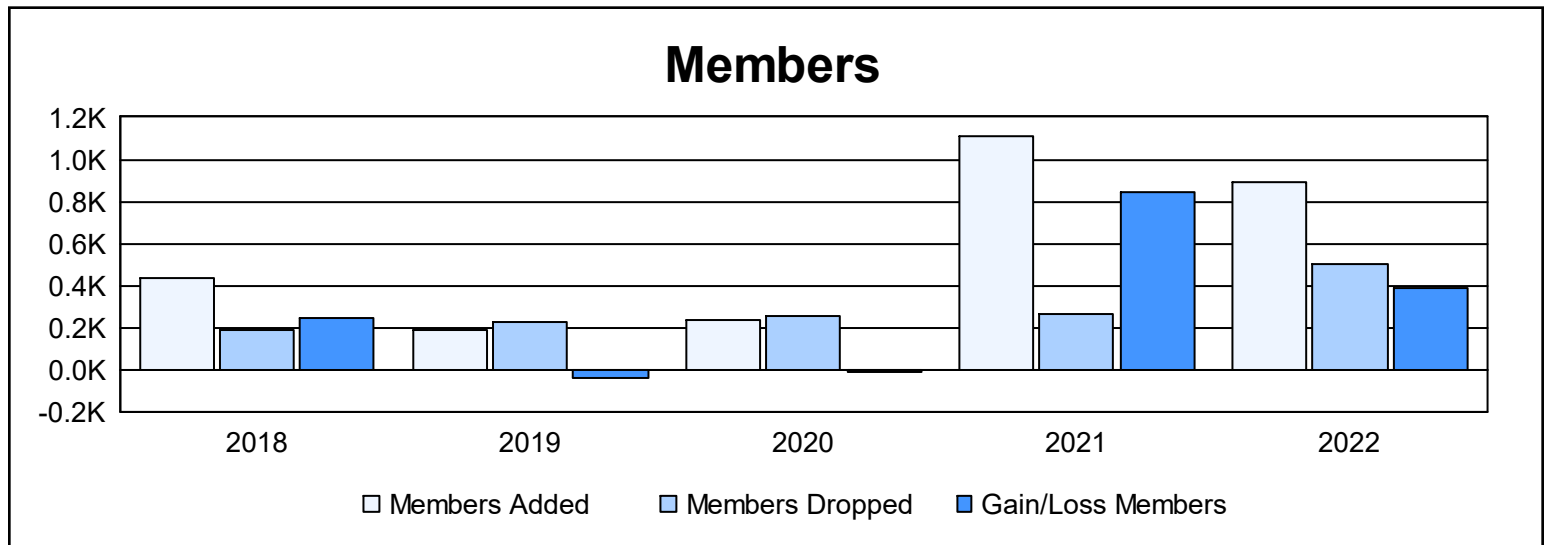
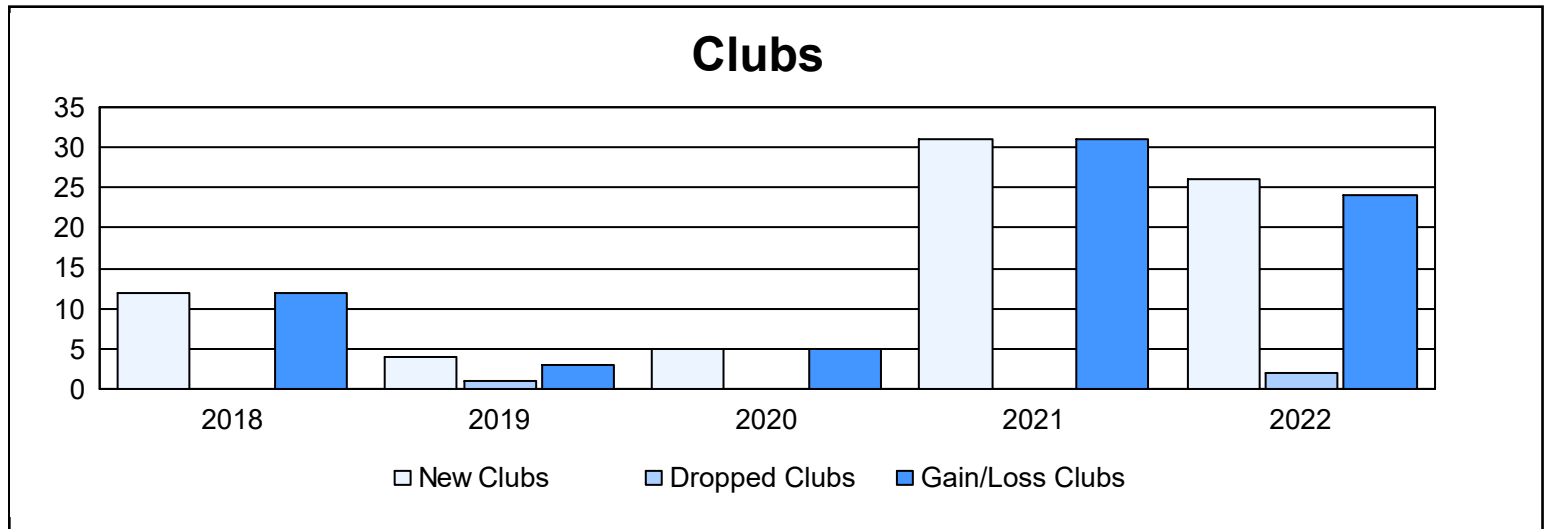
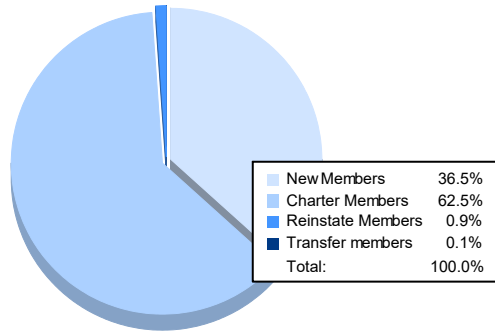


Year	New Clubs	Dropped Clubs	Gain/ Loss Clubs	New Members	Charter Members	Reinstate Members	Transfer Members	Total Member Added	Total Members Dropped	Gain/ Loss Members
2017-2018	12	0	12	142	291	5	0	438	191	247
2018-2019	4	1	3	79	107	0	1	187	224	-37
2019-2020	5	0	5	102	122	12	2	238	252	-14
2020-2021	31	0	31	383	718	6	2	1,109	265	844
2021-2022	26	2	24	324	554	8	1	887	502	385
<b>Average</b>	<b>16</b>	<b>1</b>	<b>15</b>	<b>206</b>	<b>358</b>	<b>6</b>	<b>1</b>	<b>572</b>	<b>287</b>	<b>285</b>



### Membership Composition June 2022 Cumulative



### Gender Composition June 2022 Cumulative

